

Clariti™ 1day

Description

Silicone Hydrogel, Daily Disposable Contact Lenses.



WINNER
2011
CONTACT LENS
PRODUCT
OF THE YEAR

Features

- **Daily disposable lens.**
- **Silicone Hydrogel material.**
- **High oxygen transmissibility.**
- **Non surface treatment technology.**
- **Low modulus.**
- **High water content.**
- **UVA and UVB protection.**
- **Aspheric Optic.**

Benefits

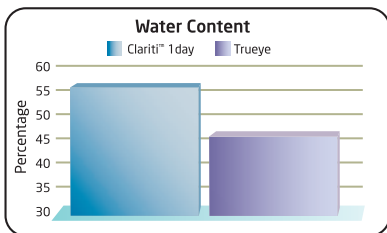
- Safest contact lens modality.
- Healthiest contact lens material.
- Allows more oxygen to the cornea resulting in greater comfort and health.
- Patented process, AquaGen™, ensures low wetting angle and continuous wettability throughout wearing time.
- Soft material for improved comfort and better adaptation from conventional hydrogel lenses.
- Optimises biocompatibility.
- Protects the eye from harmful UV rays.
- Improved visual acuity compared to spherical soft contact lenses.



Product specifications:

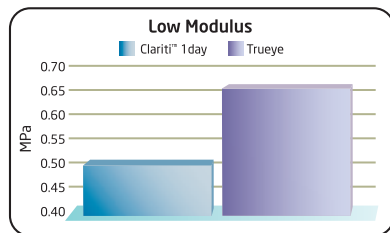
Material	FILCON II 3
Water content	56%
Base curve	8.60mm
Diameter	14.1mm
Power range	-0.50 to -6.00 (0.25DS steps) -6.50 to -10.00 (0.50DS steps) +0.50 to +6.00 (0.25DS steps) +6.50 to +8.00 (0.50DS steps)
Centre thickness (@ -3.00DS)	0.07mm
DK/t (@ -3.00DS)	86
Modulus	0.5MPa
Packaging	30 pack

Clinical Performance



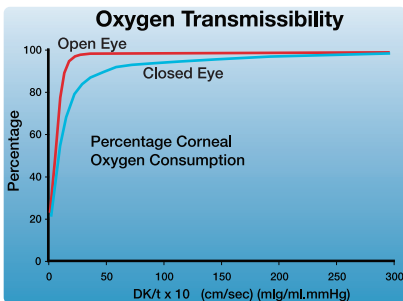
High Water Content

High water content ensures maximum biocompatibility with the ocular surface.



Low Modulus

Incorporation of silicone makes SiH lenses 'stiffer' than conventional hydrogel lenses. The lower the modulus the softer the lens is, resulting in improved comfort.



High Oxygen Transmissibility

DK/t = 86 providing more than 3.5 times the level of oxygen required for optimal ocular health.*

Balanced Approach

Incorporating the right balance of oxygen transmissibility, non surface treatment, high wettability, low modulus and high water content, produces a lens that provides optimal comfort and corneal health.

*1) Brennan N.A. *Beyond flux: total corneal oxygen consumption as an index of corneal oxygenation during contact lens wear.* Optom Vis Sci. 2005, 82: 467-472
2) Morgan P, Brennan N. *The decay of Dk?* Optician 6 2004; 5937; 227; 27-33.